

The NLIS Cattle program relies on electronic radio-frequency identification devices to identify livestock and record their movements on the NLIS database so that animals can be traced individually.

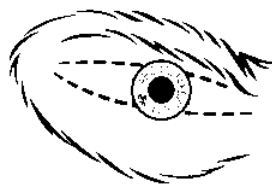
The NLIS Cattle RFID standard details minimum mandatory specifications for accredited devices supplied to producers. Devices approved under this standard may be an ear tag, or a rumen bolus/ear tag combination.

Colour of devices

Other than rumen boluses, which are inserted into the rumen, in Australia, cattle breeder devices must be white and post-breeder devices orange.



If the device is a rumen bolus, a large non-recyclable permanent ear tag in white (for breeder devices) or orange (for post-breeder devices) must be supplied with the bolus. As an alternative, a triangular, light green visual tag may be used. The word RUMEN, the NLIS logo, and the words DO NOT REMOVE must be printed on the visual tag.



Correct placement of ear tag



Correct placement of rumen bolus

Accreditation status

Devices that perform well after six months of a field trial may be granted **conditional accreditation**. This allows the product to be sold as an NLIS device. Devices that still perform well at 12, 24 and 36 month intervals are usually granted **full accreditation** after three years.

Full accreditation status

These devices have full NLIS accreditation status. Most of the examples below are white breeder devices. If the device is an ear tag, the equivalent post-breeder tag is orange. Post-breeder tags are applied to cattle no longer on their property of birth.





Note: See Page 3 for manufacturers' contact details.

RFID type	Product name / Description	Image	Manufacturer
Ear tag	Allflex Original Button tag (with original male pin) <i>Accredited in November 1999</i>		Allflex
Ear tag	AgrilD by Datamars ET32mm triangular cattle device <i>Accredited in June 2012</i>		Datamars
Rumen bolus	Datamars rumen bolus Z72 capsule (supplied with matching visual ear tag) <i>Accredited as a Rumitag rumen bolus in March 2000</i>		Datamars
Ear tag	Leadertronic ear tag <i>Accredited in July 2002</i>		Leader
Rumen bolus	Leader ceramic rumen bolus capsule (supplied with matching visual ear tag) <i>Accredited in March 2000</i>		Leader
Ear Tag	Leader Enviro Cattle RFID tag <i>Accredited in July 2015</i>		Leader

Conditional accreditation status

These devices have conditional NLIS accreditation status. The examples below are white breeder devices. The matching post-breeder tag is orange.

Note: See Page 3 for manufacturers' contact details.

RFID type	Product name / Description	Image	Manufacturer
Ear tag	Allflex Button Tag (with EVO813 male pin) <i>Accredited in September 2014</i>		Allflex
Ear tag	AgrilD by Datamars Round RFID tag <i>Accredited in September 2011</i>		Datamars
Ear tag	AgrilD by Datamars Slim Round RFID tag <i>Accredited in February 2015</i> <u>Note:</u> This tag is a modified version of the AgrilD by Datamars round RFID tag.		Datamars
Ear tag	Drovers ID RFID button tag (original) <i>Accredited in June 2009</i> Drovers ID RFID button tag 'Turbo Tag' (with modified button) <u>Note:</u> This tag will soon replace the original tag and will have the option of a black or white cap. <i>Accredited in September 2014</i> Drovers ID RFID button tag (with raised transponder cover section and additional moulding on front face of female button) <i>Accredited in April 2015</i>		Drovers ID

Conditional accreditation status, *continued*

RFID type	Product name / Description	Image	Manufacturer
Ear tag	Enduro ET39 Cattle RFID tag <i>Accredited in April 2015</i>	 A white plastic ear tag with a U-shaped top. The tag has two arrows pointing down from the top. Text on the tag includes "DO NOT REMOVE", "ABCD1234", and "RBL01234".	Enduro
Ear tag	OS ID Combi E30 Cattle Device <i>Accredited in November 2013</i>	 Two circular white devices. One is a side view showing a small hole and a curved edge. The other is a top view showing a circular pattern of numbers and letters: "A B C D 1 2 3 4 Y B J 0 0 0 9 8".	OS ID
Ear tag	Zee Tags RFID Button tag <i>Accredited in February 2012</i>	 Two circular white devices. One is a top view showing a circular pattern of numbers and letters: "1 2 3 4 A B C 0 0 1 4 5". The other is a side view showing a small hole and a curved edge.	Zee Tags

Manufacturers' contact details

Prospective tag purchasers should direct sales/distribution enquiries to the manufacturer/supplier.

Manufacturers of accredited devices for cattle are listed alphabetically below.

Note: Manufacturers should notify NLIS Ltd if their contact details change.

Manufacturer/Supplier	Address	Phone/Fax/Email/Web
Allflex Australia Pty Ltd	PO Box 657 33 Neumann Road Capalaba QLD 4157	T: (07) 3245-9100 F: (07) 3245-9110 W: www.allflex.com.au
Datamars Australia Pty Ltd (trading as AgriID)	7 Depot Street Banyo QLD 4014	T: (07) 3635-8222 F: (07) 3635-8244 W: www.datamars.com.au/agri-id
Datamars Australia Pty Ltd (trading as Zee Tags)	7 Depot Street Banyo QLD 4014	T: (07) 3635-8222 F: (07) 3635-8244 W: www.zeetags.com.au
Drovers ID Pty Ltd	12/441 Nudgee Road Hendra QLD 4011	T: (07) 3623-4000 F: (07) 3268-3962 E: sales@drovers.com.au W: www.drovers.com.au
Enduro Tags Pty Ltd	25 Lilydale Court Lilydale VIC 3140	T: (03) 9735 2844 F: (03) 9735 4701 E: sales@endurotags.com.au W: www.endurotags.com.au
Leader Products Pty Ltd	465 Hume Highway Craigieburn VIC 3064	T: (03) 9308-2355 F: (03) 9308-3486 W: www.leaderproducts.com.au
OS ID Australia Pty Ltd	PO Box 1269 Capalaba QLD 4157	T: (07) 3245-3330 F: (07) 3245-2479 E: info@osid.net.au W: www.osid.net.au